

CANVAS ACCESS

PARENT



PARENT RESOURCES

- [Account Registration and Student Pairing \(video\)](#)
- [Canvas Overview \(video\)](#)
- [Canvas Parent App \(video\)](#)
- [Observer \(Parent\) Guide](#)
- [Pairing Code FAQs](#)

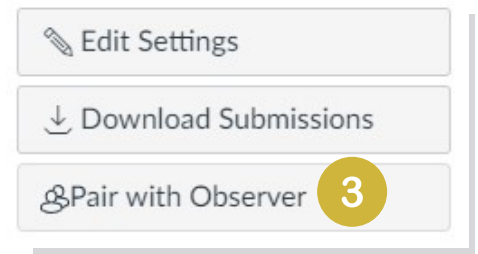
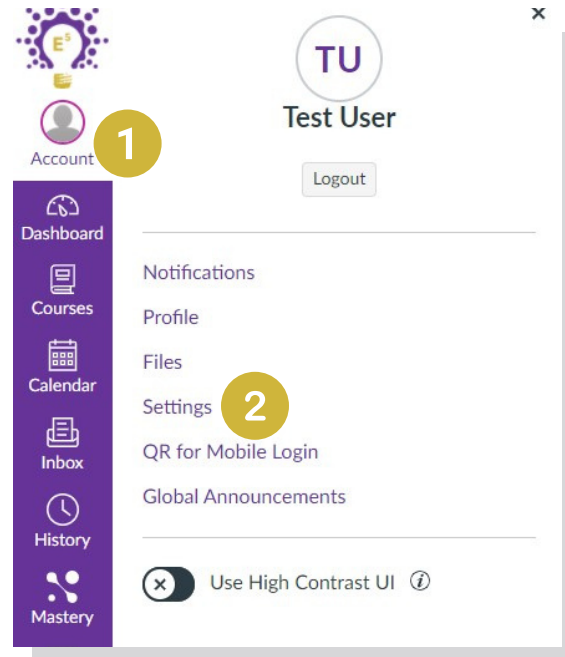
PAIR WITH STUDENT

Step 1:

Observer pairing code is generated in the Student Canvas account. **Log into Canvas as student to get code.**

- After logging into Canvas as Student, select Account (1) on the left, then select Settings (2)

- In the **Settings** page, Select the option to **Pair with Observer** (3) on the right of the screen

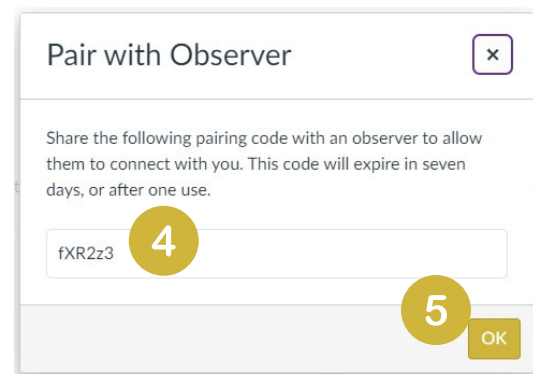


Step 2

Copy the **Observer Code** for your student

- Write down or copy the Observer Code (4) the select OK (5)
Note: Pairing codes are case sensitive.

-If you are unable to see the Observer Code for your student, contact us at techsupport@giacademy.org



CANVAS ACCESS

PARENT



CREATE YOUR ACCOUNT

Step 3:

Navigate to

<https://giacademy.instructure.com/login/canvas>

- Select the link "Parent of a Canvas User?
Click Here For an Account"(1).

Step 4

Fill in information for Parent
Signup.

- Fill in the information on the **Parent
Signup** screen to create your account.

- Enter your student's **Pairing Code (2)**
that you copied earlier then select
Start Participating (3)

- Note: Pairing codes are case sensitive.

FAQ's

[How do I create an account in the Canvas Parent app on my Android device?](#)

[How do I create an account in the Canvas Parent app on my iOS device?](#)

[How do I link additional students to my account in the Canvas Parent app on my Android device?](#)

[How do I link additional students to my account in the Canvas Parent app on my iOS device?](#)

[How do I sign up for a Canvas account as a parent?](#)

[How do I link a student to my user account as an observer?](#)

PARENT RESOURCES

[Account Registration and Student
Pairing \(video\)](#)

[Canvas Overview \(video\)](#)

[Canvas Parent App \(video\)](#)

[Observer \(Parent\) Guide](#)

[Pairing Code FAQs](#)